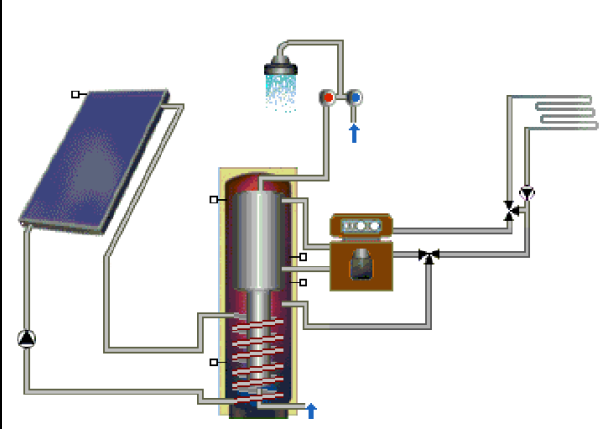


|                       |  |
|-----------------------|--|
| Description:          | Definition of the reference solar system for domestic hot water preparation and space heating (combi) for single family house (SFH), Austria |
| Date:                 | 30.11.2016, revised 10.04.2018 <sup>1</sup>  |
| Authors:              | Thomas Ramschak (AEE INTEC), François Veynandt (AEE INTEC)   |
| Download possible at: | <a href="http://task54.iea-shc.org/">http://task54.iea-shc.org/</a>  |

## Introduction

This document describes the reference solar combined (combi) system for domestic hot water preparation and space heating in Austria. The system is modelled with TSol to calculate the fuel consumption and electric energy, as well as the substituted fuel provided by the combisystem, which are needed to provide the required domestic hot water and space heating. Using this result the levelized costs of heat (LCoH) for the substituted fuel is calculated using Equation 1, with the reference costs for the investment of the system, installation costs, fuel and electricity costs.

## Hydraulic Scheme of the System

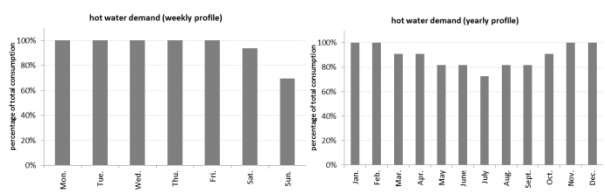
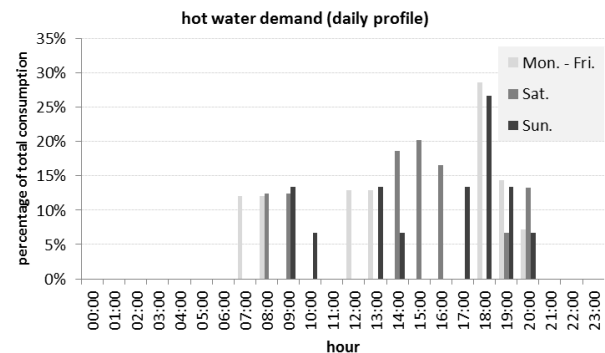
|   |  |   |
|---|--|---|
|  | <b>Key data</b>                                |   |
|   | Collector area (one collector)                 | 2.0 m <sup>2</sup>  |
|   | Heat store volume                              | 1500 l  |
|   | Location                                       | Graz, Austria   |
|   | Hemispherical irradiance on horizontal surface | $\Sigma G_{\text{hem,hor}} = 1126 \text{ kWh}/(\text{m}^2 \text{ a})$ |
|   | Lifetime of system                             | 25 years  |

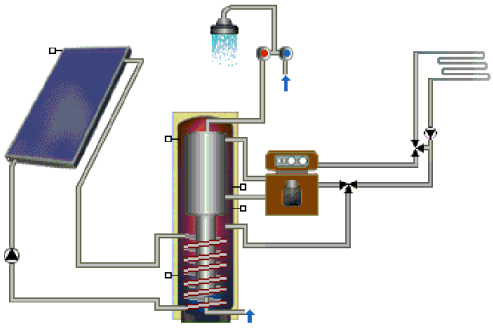
## Levelized Cost of Heat (LCoH)

|                                     |             |
|-------------------------------------|-------------|
| LCoHs solar part without VAT        | 0.152 €/kWh |
| LCoHc conventional part without VAT | 0.109 €/kWh |
| LCoHo complete system without VAT   | 0.120 €/kWh |

## Details of the System

|   |   |
|---|---|
| Location  | Austria, Graz   |
| Type of system  | Solar combisystem   |
| Weather data including<br>- Hemispherical irradiance on horizontal surface<br>- Beam irradiance on horizontal surface<br>- Diffuse irradiance on horizontal surface<br>- Ambient temperature<br>in hourly values  | TSol<br>$\Sigma G_{\text{hem,hor}} = 1126 \text{ kWh}/(\text{m}^2 \text{ a})$<br>$\Sigma G_{\text{beam,hor}} = 482 \text{ kWh}/(\text{m}^2 \text{ a})$<br>$\Sigma G_{\text{diff,hor}} = 644 \text{ kWh}/(\text{m}^2 \text{ a})$<br>$T_{\text{amb,av}} = 9.2 \text{ }^\circ\text{C}$ |
| Collector orientation<br>- Collector tilt angle to horizontal<br>- South deviation of collector<br>- Ground reflectance<br>- Resulting hemispherical irradiance on tilted surface<br>Load information including<br>- Heat demand space heating<br>- Tapping profile | 35 °<br>south = 0°<br>0.2<br><br>$\Sigma G_{\text{hem,tilt}} = 1280 \text{ kWh}/(\text{m}^2 \text{ a})$<br><br>10.29 MWh/a [1]<br>3.19 MWh/a [1]  |
| - Tapping temperature<br>- Average inlet temperature of cold water<br>- Cold water inlet temperature amplitude  | 60°C<br>9.6 °C<br>0 K   |



|   |  |
|---|--|
| Hydraulic scheme of the system                        |  |
| <b>Collector information based on gross area</b>      | <b>T*SOL Database Standard Flat-Plate Collector</b>                                |
| Number of collectors                                  | 8  |
| Collector area of one collector                       | 2.0 m <sup>2</sup>   |
| Maximum collector efficiency                          | 0.8  |
| Incidence angle modifier for direct irradiance $b_0$  | 0.88 (at 50°)  |
| Incidence angle modifier for diffuse irradiance $K_d$ | 0.83   |
| Linear heat loss coefficient $a_1$                    | 3.69 W/(m <sup>2</sup> K)  |
| 2nd order heat loss coefficient $a_2$                 | 0.007 W/(m <sup>2</sup> K <sup>2</sup> )   |
| Effective heat capacity $C_{eff}$                     | 6.0 kJ/(m <sup>2</sup> K)  |
| <b>Heat store parameters</b>                          | <b>T*SOL Database</b>  |
| Heat store volume                                     | 1500 L   |
| Auxiliary volume for DHW preparation                  | 300 L  |
| Store inner diameter                                  | 1.0 m  |
| Rel. Height of solar inlet                            | 0.4  |
| Rel. Height of solar outlet                           | 0.02   |
| Rel. Height of auxiliary inlet                        | 0.90   |
| Rel. Height of auxiliary outlet                       | 0.60   |
| Rel. Height of space heating inlet                    | 0.5  |
| Rel. Height of space heating outlet                   | 0.45   |
| Rel. Height of cold water inlet                       | 0.01   |
| Rel. Height of hot water outlet                       | 0.99   |
| Rel. Height of sensor for collector loop              | 0.19   |
| Rel. Height of sensor for auxiliary heating           | 0.65   |
| Set temperature for DHW                               | 60.0 °C +- 3 K   |
| Overall heat loss capacity rate of store              | 8.5 W/K  |
| Effective vertical conductivity                       | 1.2 W/(mK)   |
| Heat transfer capacity rate of solar loop HX          | $(kA)_{WT,Sol} = 1000 \text{ W/K}$   |
| Heat transfer capacity rate of auxiliary loop HX      | - (direct integration)   |
| Volume solar loop HX (Heat eXchanger)                 | 10 L   |
| Volume auxiliary loop HX                              | - (direct integration)   |
| Maximum heat store temperature                        | 90 °C  |
| Ambient temperature of heat store                     | 15 °C  |

|  |                                    |
|--|------------------------------------|
| <b>Solar thermal controller and hydraulic piping</b>   |                                    |
| Total pipe length of collector loop  | 10.6 m                             |
| Inner diameter of collector loop pipe  | 18 mm                              |
| Mass flow collector loop   | 40 kg/(m <sup>2</sup> h), constant |
| Temperature difference collector start-up  | 8 K                                |
| Temperature difference collector shut-off  | 3 K                                |
| Electric power of solar thermal controller   | 3 W                                |
| Operating hours of solar thermal controller per year   | 8760 h                             |
| Electric consumption of controller per year  | 26.3 kWh                           |
| Electric power of solar loop pump  | 7 W                                |
| Operating hours of solar loop pump   | 1872 h                             |
| Electric consumption of solar loop pump per year   | 13.1 kWh                           |
| <b>Conventional back up system</b>   |                                    |
| Type of auxiliary heating  | Oil boiler                         |
| Boiler capacity  | 12 kW                              |
| Mass flow  | -                                  |
| Efficiency factor of boiler  | 0.85                               |
| Electric power of controller   | 3 W                                |
| Operating hours of controller per year   | 8760                               |
| Electric consumption of controller per year  | 26.3 kWh                           |
| Electric power of pump   | 7 W                                |
| Operating hours of pump (aux. Heating + space heating)   | 4165 h                             |
| Electric consumption of pump per year  | 29.2 kWh                           |
| <b>Investment costs conventional part</b>  |                                    |
| <b>Overall investment costs</b>  | <b>7560 € [2]</b>                  |
| <b>Investment costs solar thermal system</b>   |                                    |
| Solar thermal collector, heat store, solar thermal controller solar thermal hydraulic components | 9795 € [3]                         |
| Installation   | 2700 € [3]                         |
| Credit conventional heat store and share of installation   | -2120 € [3]                        |
| <b>Overall investment costs solar thermal part I<sub>0</sub></b>                                 | <b>10375 €</b>                     |
| <b>Operation costs conventional part per year</b>  |                                    |
| Heat demand hot water  | 2200 kWh/a                         |
| Fuel demand hot water  | 2588 kWh/a                         |
| Heat demand space heating  | 8220 kWh/a                         |
| Fuel demand space heating  | 9671 kWh/a                         |
| <b>Fuel demand hot water + space heating E<sub>f</sub></b>                                       | <b>12259 kWh/a</b>                 |
| Cost per kwh fuel (oil)  | 0.066 €/kWh [2]                    |
| Fuel costs   | 809 €/a                            |
| Electricity demand   | 55.4 kWh/a                         |
| Cost per kwh electric energy   | 0.17 € [4]                         |
| Electricity costs  | 9.4 €/a                            |
| Maintenance costs  | 220 €/a                            |
| <b>Yearly operation and maintenance cost conventional part C<sub>t</sub></b>                     | <b>1038.5 €</b>                    |

|  |                    |
|--|--------------------|
| <b>Operation costs solar part per year</b>                               |                    |
| Electricity demand   | 39.4 kWh/a         |
| Cost per kwh electric energy   | 0.17 € [4]         |
| Electricity costs  | 6.7 €/a            |
| Maintenance costs ( $I_0 \cdot 2\%$ )                                    | 207.5 €/a          |
| <b>Yearly operation and maintenance cost solar part <math>C_t</math></b> | <b>214.2 €/a</b>   |
| Fractional energy savings with credit for 120l-store, UA=1.75 W/K        | 25.3 %             |
| <b>Saved final energy (year t) <math>E_t</math></b>                      | <b>4142 kWh</b>    |
| Lifetime of system   | 25 year            |
| Corporate tax rate TR  | 0 %                |
| Asset depreciation (year t) $dep_t$                                      | 0 €                |
| Subsidies and incentives (year t) $S_t$ (considered in $I_0$ )           | 0 €                |
| Residual value RV  | 0 €                |
| Discount rate r  | 0 %                |
| VAT rate   | 20 %               |
| <b>LCoHs solar part without VAT</b>                                      | <b>0.152 €/kWh</b> |
| <b>LCoHc conventional part without VAT</b>                               | <b>0.109 €/kWh</b> |
| <b>LCoHo complete system without VAT</b>                                 | <b>0.120 €/kWh</b> |

Calculation of levelized cost LCoH [5,6]:

$$LCoH = \frac{I_0 + \sum_{t=0}^T \frac{C_t(1 - TR) - DEP_t \cdot TR - S_t - RV}{(1 + r)^t}}{\sum_{t=1}^T \frac{E_t}{(1 + r)^t}} \quad (1)$$

Where:

$LCoH$ : Levelized cost of heat in €/kWh

$I_0$ : Initial investment in €

$C_t$ : Operation and maintenance costs (year t) in €

$TR$ : Corporate tax rate in %

$DEP_t$ : Asset depreciation (year t) in €

$S_t$ : Subsidies and incentives (year t) in €

$RV$ : Residual value in €

$E_t$ : Saved final energy (year t)/Fuel demand in kWh

$r$ : Discount rate in %

$T$ : Period of analysis in years

## Annex: Comparison to Figures Published in Solar Heat Worldwide

To compare the above presented LCoH based on the saved final energy with the  $LCoH_{SHWW}$  presented in Solar Heat World Wide based on the collector yield ( $I_0$  without considering the conventional part,  $C_t$ : 0.5% of  $I_0$ ,  $E_t$  solar collector yield,  $r$ : 3%,  $T$ : 25 years) the following table is presented:

|  |                    |
|--|--------------------|
| Collector yield (year t) $E_t$                         | 5290 kWh           |
| <b><math>LCoH_{SHWW}</math> solar part without VAT</b> | <b>0.147 €/kWh</b> |

## References

- [1] AEE INTEC.
- [2] VOLLKOSTENVERGLEICH für neue Heizsysteme in Österreich - ÖNORM M7140, 21.10.2016 (<https://www.wko.at/Content.Node/branchen/oe/Mineraloelindustrie/Vollkostenvergleich-Heizungen-nach-OENORM.pdf>).
- [3] Mauthner F., Weiss, W., Spörk-Dür, M. (2014): *“Solar Heat Worldwide - Markets and Contribution to the Energy Supply 2014 - 2016 EDITION”*.
- [4] Oesterreichs Energie - Strompreis (<http://oesterreichsenergie.at/daten-fakten/statistik/Strompreis.html>).
- [5] Louvet, Y., Fischer, S. et. al. (2017): *“IEA SHC Task 54 Info Sheet A1: Guideline for levelized cost of heat (LCoH) calculations for solar thermal applications”*. URL: <http://task54.iea-shc.org/>.
- [6] Louvet, Y., Fischer, S. et.al. (2017): *“Entwicklung einer Richtlinie für die Wirtschaftlichkeitsberechnung solarthermischer Anlagen: die LCoH Methode.”* Symposium Thermische Solarenergie, Bad Staffelstein.

---

<sup>1</sup> To avoid confusion with the results of other works ([1], [8], [9]) also using the notion of LCoH for solar thermal systems, new acronyms were introduced in this Info Sheet. As previous studies have considered different assumptions for the definition of the terms of the LCoH equation, it does not make sense to compare the values they obtained with the LCoHs, LCoHc and LCoHo values defined here. A detailed explanation of the differences between the approaches chosen in the framework of IEA-SHC Task 54 and in the Solar Heat Worldwide report [9] can be found in Info Sheet A13 [10].